




DONATE LIFE EDUCATORS

**301 School Program Training
2024 - 2025**



How are you feeling today?



INTRODUCTIONS

- Name & preferred pronouns
- Where you live
- What is your connection to and how long have you been volunteering for DLNW?



WEBINAR OVERVIEW

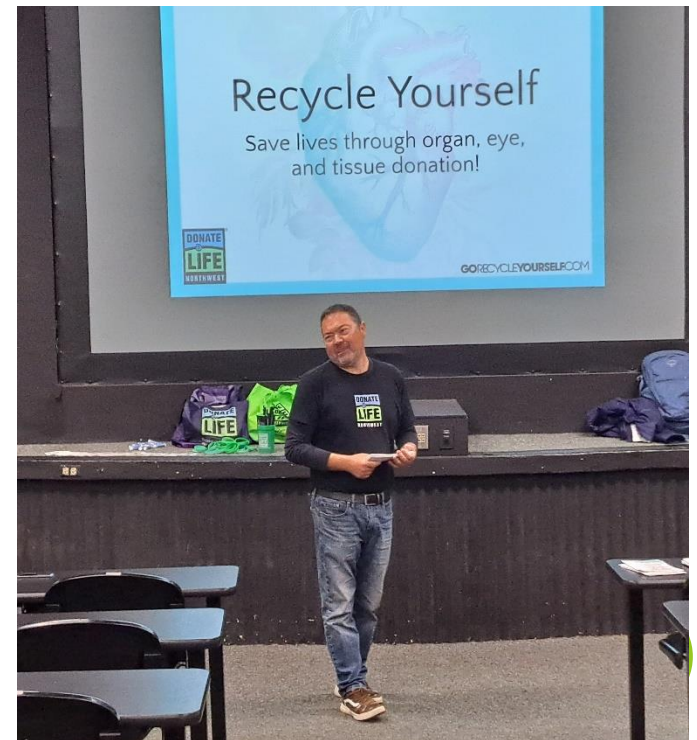
- Review 2023-2024 school year data & what's coming up
- Overview of the School Outreach Program
- Donate Life Educator expectations, responsibilities, and training process
- Zoom Quiz!
- School request process
- Review of school materials
- Short Break?
- 2024-2025 school presentation—slide review

*Please ask questions at any time during the presentation.
Slides are uploaded on our educator page.*



2023-2024 SCHOOL YEAR REVIEW

- School Presentations
 - Presented at 39 different schools
 - Made 62 school visits
 - Total of 161 classroom presentations (1 virtual)
 - Reached nearly 4,500 students
- GRY Curriculum Downloads
 - 49 total
 - 16 in state
 - 31 out of state
 - 2 international (Saskatchewan and India)
- YouTube Classroom Presentation
 - 43 views
 - Estimated over 768 students reached

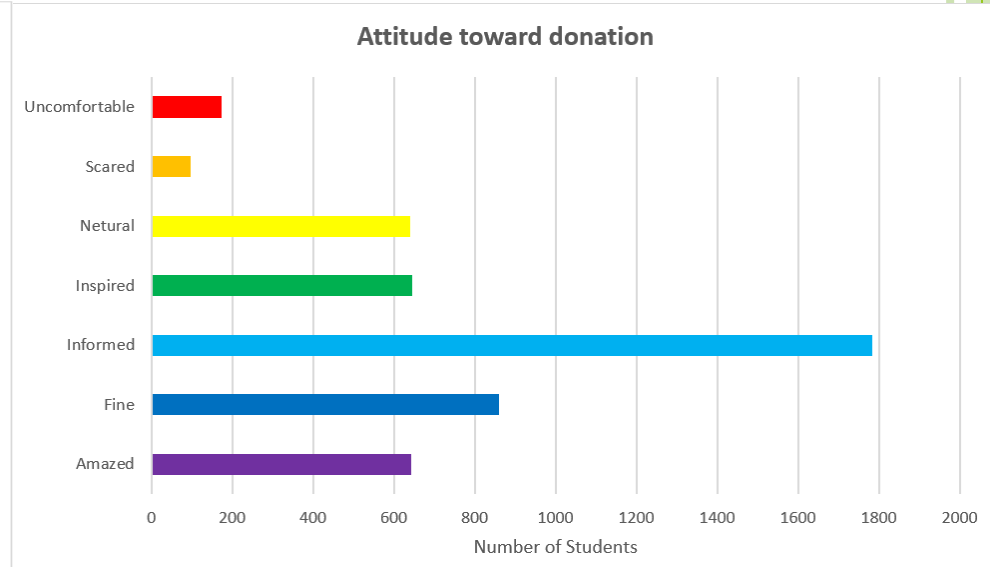
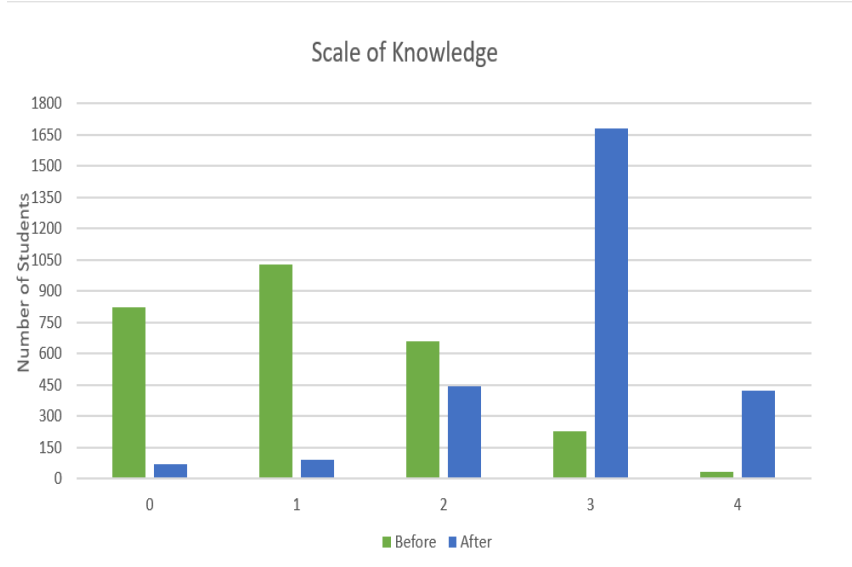


2023-2024 STUDENT SURVEY RESULTS

Q1: **BEFORE** today's presentation, how much did you know about organ, eye, and tissue donation and the Donor Registry? (0-4; nothing-expert)

Q2: **AFTER** today's presentation, how much do you know about organ, eye, and tissue donation and the Donor Registry? (0-4; nothing-expert)

Q3: **AFTER** today's presentation, how do you feel about organ, eye, and tissue donation? (circle all that apply)

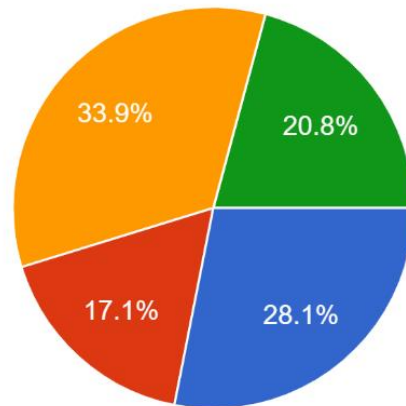


Before: Average knowledge score of 1.14

After: Average knowledge score of 2.83

Which applies to you?

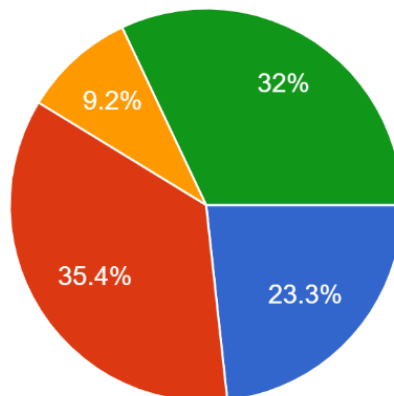
2,749 responses



- I am already a registered donor.
- I am planning to register as a donor.
- I am undecided.
- I do not plan to register.

Which applies to you?

2,728 responses



- I have already talked to my family about organ, eye, and tissue donation.
- I plan to talk to my family about organ, eye, and tissue donation.
- I have reservations about talking to my family about donation.
- I do not plan to talk to my family about donation.

Student Quotes

“Thank you so much for coming to our school and teaching us about organ donation. The presentation was very informative and interesting. I got my driver’s license yesterday and I am proud to say I am now an organ donor.”

“I really appreciated your presentation. I was not originally going to be an organ donor, but you helped me to think about the people I would help.”

“ Thank you so much for sharing your story it was very inspirational. It made for great family dinner talk later last night.”

“I learned a lot about organ donation and to be honest, I believed most of the myths before this presentation.”

“I learned that organ donors are needed and I’m glad people are informing us about it!”

3. After today’s presentation, how do you feel about organ, eye, and tissue donation?
Student circled informed, inspired, and wrote in “*willing*.”



WHAT'S ON TAP FOR THIS SCHOOL YEAR

- Do not foresee any in-person classroom restrictions.
 - If there are any classroom safety protocols or guest restrictions, I will let you know.
 - Virtual presentations are still an option for remote areas of Oregon and Washington.
 - Let me know your presentation preferences (in-person, online, or both).

- New this year
 - Collaboration with CLA
 - Updated list of 201 Community Partner Webinar Recordings
 - GRY Curriculum in updated

- ❖ Don't forget about the
[Volunteer Extended Travel Stipend & Meal Reimbursement](#)



LET'S CELEBRATE!



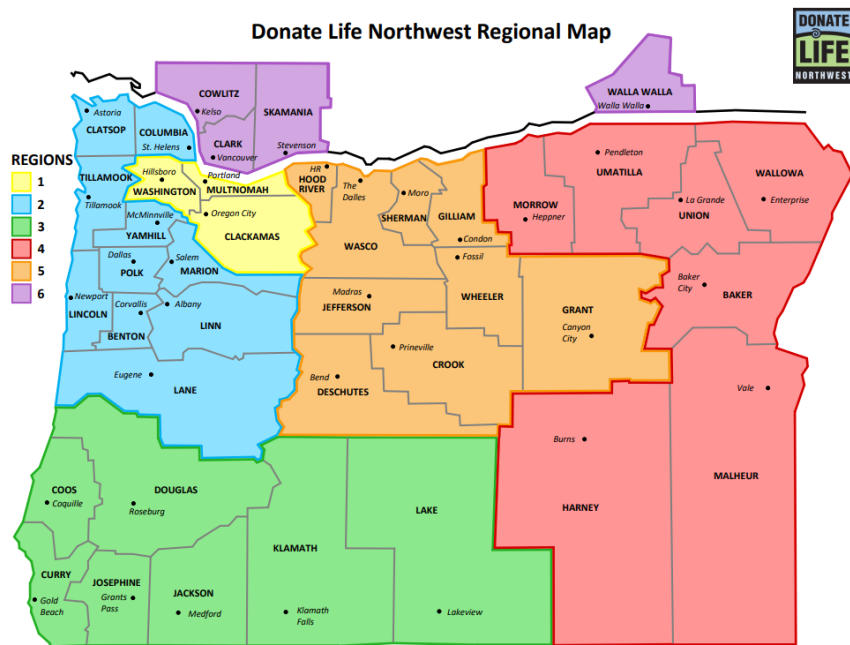
- OR House Bill 3234 is now ORS 33.474 and is written into Oregon State High School Health Standard as HS.WHP.6.
 - It goes into effect in the 2025-2026 school year.
 - It requires students be able to *identify* and *discuss* the lifesaving benefits of organ and tissue donation and *analyze* how personal, familial, media, and cultural factors influence decisions about donation.
- Donate Life Northwest will be 50 in 2025!
- DLNW welcomes Executive Director, Laura Ellsworth!



WHO WE REACH

500+ high schools in Oregon and our
4 counties in Washington

Driver's Education Programs &
Centers in both states



WHAT WE OFFER

Free classroom presentations
(in person and virtual)

Free curriculum for teachers to
teach donation education on their
own

Free online resources for teachers
and students

Supplies, resources & mentoring
for campus donor drives



WHAT HAPPENS AT A GO RECYCLE YOURSELF PRESENTATION?

- Slide Presentation
 - Oregon – General or advanced slides
 - Washington – General or advanced slides
- Personal or Professional Story
- Student Q & A Session
- Student Evaluations



TIPS FOR SHARING YOUR STORY

- Remember the purpose: to educate and inspire.
- Keep it simple.
- Less is more.
- Tell, don't dwell!
- Use the correct terms.
- Be yourself.



SPEAKER EXPECTATIONS

- Comfortable speaking in public and sharing your story
- Have a clear understanding of:
 - Donor Registry
 - Donate Life Northwest & School Programs
 - Organ, eye, and tissue donation
- Maintain professional appearance, language, and demeanor
- Available to give presentations between 7:00 am – 4:00 pm between September – June
- Maintain ongoing training & dialogue with Donate Life Northwest staff
 - School scheduling through us, but let Sandy know if you have a school connection
- Encourage students and teachers to visit GoRecycleYourself.com



DONATE LIFE EDUCATOR REQUIREMENTS

- ❑ I have attended a 101 training (general volunteer orientation).
- ❑ I have read the 2024-2025 Program Manual; I know how the school program works, what is being asked of me, and the resources available to support me.

2024-2025 Program Guide for Donate Life Educators.pdf

Includes:

- Overview of program
- Presentation outline
- What to expect
- Expectations of DLEs
- Engaging new schools
- Tips for telling your story
- FAQs



Review on own later

DONATE LIFE EDUCATOR REQUIREMENTS

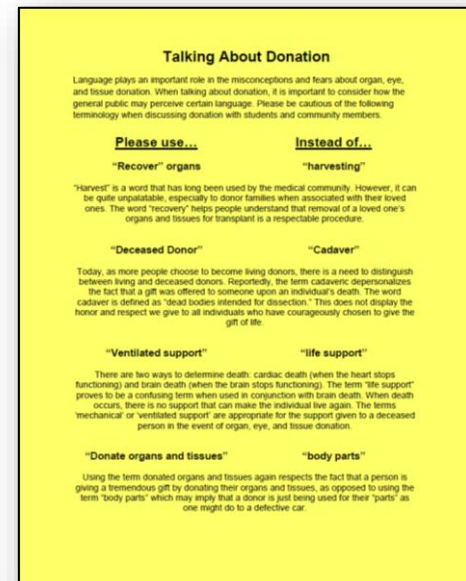
- ❑ I have attended a 101 training (general volunteer orientation).
- ❑ I have read the 2023-2024 Program Manual; I know how the school program works, what is being asked of me, and the resources available to support me.
- ❑ I have reviewed the handout on proper donation language.

Talking About Donation Handout.pdf

Appropriate donation language

- “Recover” vs “harvest”
- “Deceased Donor” vs “Cadaver”
- “Ventilated Support” vs “Life Support”
- “Organs and Tissues” vs “Parts”

Review on own later



DONATE LIFE EDUCATOR REQUIREMENTS

- ❑ I have attended a 101 training (general volunteer orientation).
- ❑ I have read the 2023-2024 Program Manual; I know how the school program works, what is being asked of me, and the resources available to support me.
- ❑ I have reviewed the handout on proper donation language.
- ❑ I have attended a 301 training each school year.
- ❑ I have completed and submitted my background check/ proof of a background check to Donate Life staff in the last two years.
- ❑ I have watched the current 201 webinars.
- ❑ I have a volunteer safety waiver and confidentiality agreement on file.
- ❑ I have observed at least 3 presentations given by a Donate Life staffer or master speaker.
- ❑ I have been observed giving 2 classroom presentations by Donate Life staff.
- ❑ I have reviewed constructive feedback regarding my presentation style with Donate Life staff.



DLNW 201 PRESENTATIONS

- [Community Partner Webinar with Solvita](#)
- [Community Partner Webinar with Vison Gift](#)
- [Community Partner Webinar with Cascade Life Alliance](#)
- [Community Partner Webinar: Cornea and Organ Research](#)
- [Learning About Living Donation](#)



DLNW 201 PRESENTATIONS

- [DEI Webinar: Systemic Racism in the Healthcare System and Social Health Determinates](#)
- [DEI Webinar Organ, Eye, and Tissue Donation in the Native American Community](#)
- [The Science Behind, Organ, Eye, and Tissue Donation](#)
- [Whole Body Donation](#)
- [Community Partner Webinar with Northwest Kidney Kids](#)





Zoom Quiz!!!



FOR QUIZ ANSWERS & MORE INFORMATION...

- Download and read the Recycle Yourself Curriculum
www.GoRecycleYourself.com
- Spend time on our website and Youtube
 - www.donatelifenw.org
 - <https://www.donatelifenw.org/content/donate-life-educators>
- Attend a Donate Life 201 training or webinar
 - <http://www.donatelifenw.org/calendar>



SCHOOL REQUEST PROCESS

1. Teachers request a presentation from Donate Life Northwest via an online form.
2. Donate Life Northwest sends emails to trained Donate Life Educators for upcoming presentation opportunities.
3. If interested and available, you can sign up online to do the presentations.
4. Receive materials in the mail or arrange for pick up/delivery.
5. Allow 30 minutes prior to first presentation to get to school, sign in at front office and find classroom.
6. Give presentation(s).
7. Answer questions.
8. Give, collect, and review student evaluations.
9. Thank teacher.
10. Return surveys to DLNW.



MATERIALS

- Recycle Yourself brochure (1 per student)
- Evaluation forms (1 per student)
- Go Recycle Yourself stickers (1 per student)
- Student project flyers (small stack)
- Green Wrapper (1 per class)
- SASE (1-2 per class)
- Careers Handout & Interview (small stack; if in health careers class only)

Assorted swag



MATERIALS FOR TEACHER

- Poster (if new teacher)
- Referral cards
- GRY Post-it notes

To Do List

☐☐☐☐☐

Share these materials with the teacher(s). Give the referral cards to the teacher and ask them to give them to other teachers who might be interested in our presentation.



Organ, Eye, & Tissue Donation Presentation Survey – Tell us how we did!

School Name _____ Speaker _____

Class Subject/Grade Level _____

1. The speaker/teacher made the information easy to understand.

STRONGLY DISAGREE		NEUTRAL		STRONGLY AGREE
1	2	3	4	5

2. The speaker/teacher and class activities were engaging.

STRONGLY DISAGREE		NEUTRAL		STRONGLY AGREE
1	2	3	4	5

3. I found the videos helpful (if applicable).

STRONGLY DISAGREE		NEUTRAL		STRONGLY AGREE
1	2	3	4	5

4. The presentation was respectful and sensitive.

STRONGLY DISAGREE		NEUTRAL		STRONGLY AGREE
1	2	3	4	5

5. I have positive feelings about donation.

STRONGLY DISAGREE		NEUTRAL		STRONGLY AGREE
1	2	3	4	5

6. How likely are you to talk to your family about donation?

UNLIKELY		UNSURE		LIKELY
1	2	3	4	5

7. How likely are you to register to be a donor after today? (if applicable)

UNLIKELY		UNSURE		LIKELY
1	2	3	4	5

Additional comments?

**Revised
Student
Survey!**



ONCE STUDENT EVALUATIONS ARE COMPLETE

- Collect
- Review
- Fill out the wrapper (on the right)
- Put in SASE
 - Along with any paper registration forms and extra materials
- Return to DLNW ASAP



Completed Student Feedback Forms

Name of Volunteer Presenter (s):

Date: _____


School: _____

Number of Students: ____

Notes:

Volunteers, please use the enclosed pre-paid envelope to **return these surveys** and any **registration forms** to Donate Life Northwest.

Questions? Call 503-494-7888



GO RECYCLE YOURSELF.COM



STUDENT PROJECTS

- School Donor Drives
- Connections to health career information
- Information & Connection to SODA
 - National non-profit that inspires and supports student-led organ & tissue donation education and registration efforts on high school and college campuses.



THE POWERPOINT



Visit donatelifenw.org/content/donate-life-educators to access or download the most current versions.

See our tips!

Observe as many speakers as you can – you'll see that everyone develops their own style...

Practice at home!

NEXT STEPS

1. Check out the webpage (www.donatelifenw.org/content/donate-life-educators)
2. Review packet materials
 - 2023-2024 Program Manual
 - Proper Donation Language
 - Online Presenting Resources
 - DLE Checklist
3. Submit background check
 - Sandy will send the link in a follow-up email.
 - Must be completed every 2 years.
4. Have a safety and confidentiality waiver on file
5. Receive email from Sandy about observation opportunities
 - Contact Sandy to sign up
 - Observe at least 3 presentations
6. Schedule the first presentation
 - Contact to schedule your first presentation.
 - Some speakers may be asked to give their first presentation individually with Donate Life Northwest staff



HAVE QUESTIONS, SUGGESTIONS OR CONCERNS?

- Contact Sandy

- jewells@ohsu.edu
- 503-494-2257

- Check out

<http://www.donatelifenw.org/content/donate-life-educators>



A decorative graphic on the left side of the slide. It features several vertical stripes in shades of green and grey. Overlaid on these stripes are several circles of different sizes, all in a bright green color. The circles are arranged in a cluster, with the largest one at the top left and several smaller ones below and to its right.

QUESTIONS BEFORE WE MOVE ON TO THE SCHOOL PRESENTATION?