




# **DONATE LIFE EDUCATORS**

**301 School Program Training  
2023 - 2024**



**On this sheep-scale,  
how do you feel today?**



# INTRODUCTIONS

- Name & preferred pronouns
- Where you live
- What is your connection to and how long have you been volunteering for DLNW?



# WEBINAR OVERVIEW

- 2022-2023 school year data review & what's coming up
- Overview of the School Outreach Program
- Expectations, responsibilities and training process for Donate Life Educators
- Blooket Quiz! (you'll need a smartphone, tablet or computer with 2<sup>nd</sup> screen)
- Explanation of the school request process
- Review of school materials
- Short Break
- 2023-2024 school presentation—slide review

*Please ask questions at any time during the presentation.  
Slides are uploaded on our educator page.*





# 2022-2023 SCHOOL YEAR REVIEW

## ○ School Presentations

- Presented at 39 different schools
- Made 61 school visits
- Total of 151 classroom presentations (all in-person)
- Reached over 3,500 students

## ○ GRY Curriculum Downloads

- 63 total
- 35 in state
- 25 out of state
- 3 international (England, Colombia & Australia)

## ○ Remote/virtual materials for teachers to use

- Assorted readings, activities, and homework
- YouTube classroom presentation
  - 49 views
  - Estimated over 700 students reached

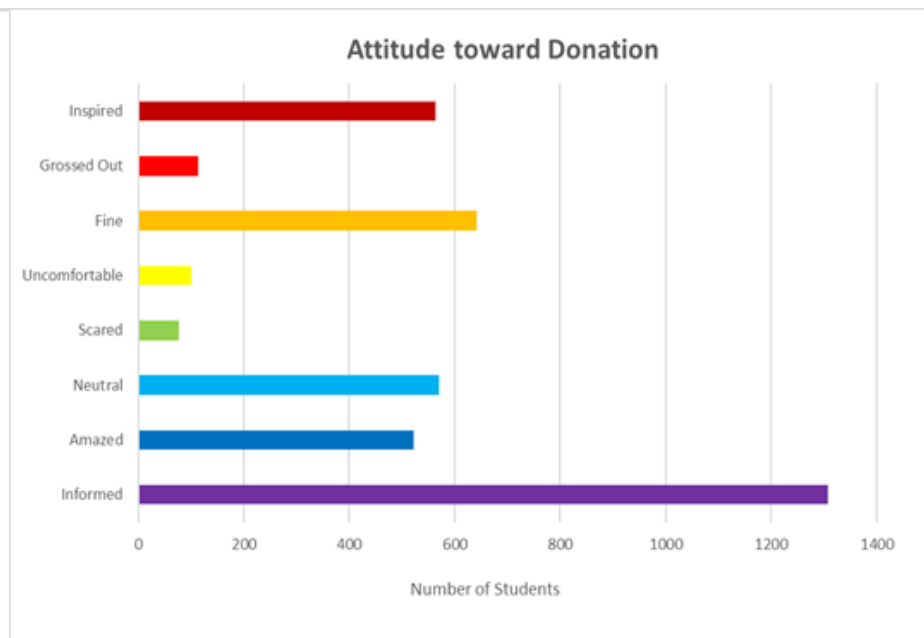
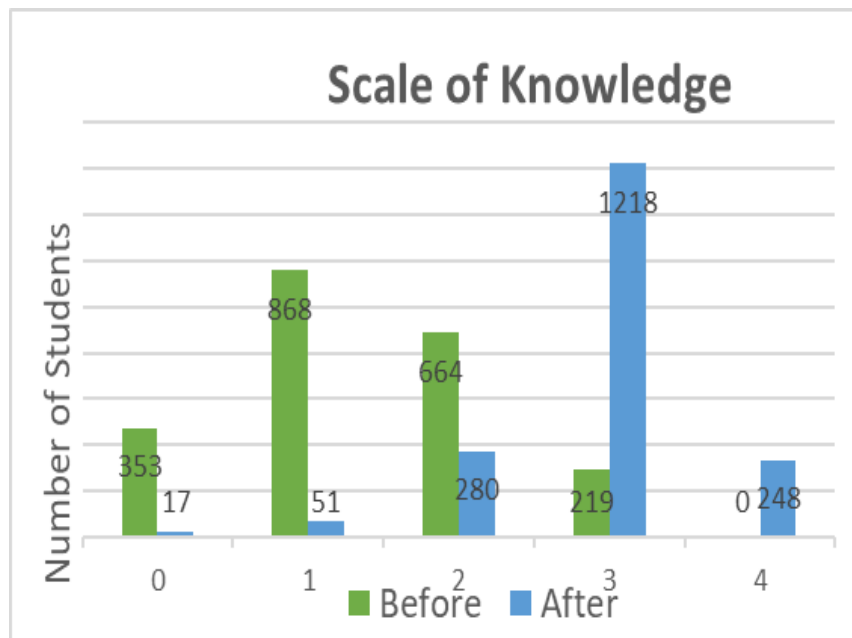


# 2022-2023 STUDENT SURVEY RESULTS

Q1: **BEFORE** today's presentation, how much did you know about organ, eye, and tissue donation and the Donor Registry? (0-4; nothing-expert)

Q2: **AFTER** today's presentation, how much do you know about organ, eye, and tissue donation and the Donor Registry? (0-4; nothing-expert)

Q3: **AFTER** today's presentation, how do you feel about organ, eye, and tissue donation? (circle all that apply)

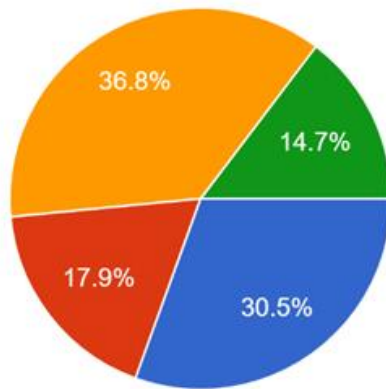


**Before:** Average knowledge score of 1.31

**After:** Average knowledge score of 3.27

## Which applies to you?

2,112 responses

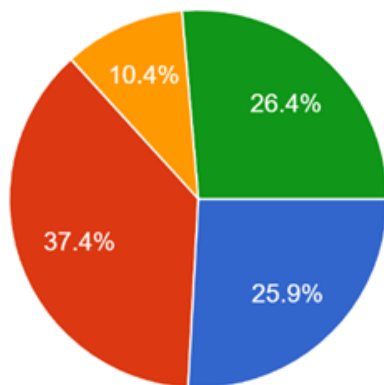


- I am already a registered donor.
- I am planning to register as a donor.
- I am undecided.
- I do not plan to register.

---

## Which applies to you?

2,103 responses



- I have already talked to my family about organ, eye, and tissue donation.
- I plan to talk to my family about organ, eye, and tissue donation.
- I have reservations about talking to my family about donation.
- I do not plan to talk to my family about donation.



# Student Quotes

"...I felt very inspired by your presentation and your story. I've always thought about becoming an organ donor and your presentation just gave me the little push I needed. I've never felt so moved and inspired so I hope you continue spreading your story and inspire other students like you have with us"

"Thank you for telling us your story. It really touched me. It showed me that being an organ donor can really change someone's life. Thank you for coming to talk to us to tell a real life story. I am now really happy that I chose to be an organ donor. You really taught me more about the topic."

"Thank you for taking the time to come in and talk to us about organ donations. I was really fascinated about your story and informed about how I can become a donor. I learned a lot about organ donation and it really surprised me about how the whole process works. . . "

"Thank you for having the courage to share your story to our class! I really liked your presentation and you have encouraged me to talk to my parents about organ donation. . . "

"Today's speaker did something that hasn't happened to me in a while, inspire me."





# WHAT'S ON TAP FOR THIS SCHOOL YEAR

- In-person, limited restrictions, but still keeping virtual options
  - If there are any district/school safety protocols or guest restrictions I will let you know.
  - Let me know your presentation preferences (in-person, online, or both)
  - Updated DLNW [COVID Policy & Safety Protocols](#)
- New this year
  - In addition to the [Background Check](#) and [Safety Waiver](#), all DLEs must complete a [Confidentiality Agreement](#)
  - 201 Community Partner Webinar Recordings
  - [Volunteer Extended Travel Stipend & Meal Reimbursement](#)



# RECENT & UPCOMING MILESTONES

- In Sept of 2022 the 1 millionth organ transplant was completed in the US!
- In the summer of 2022, Oregon reached 3 million registered organ donors!



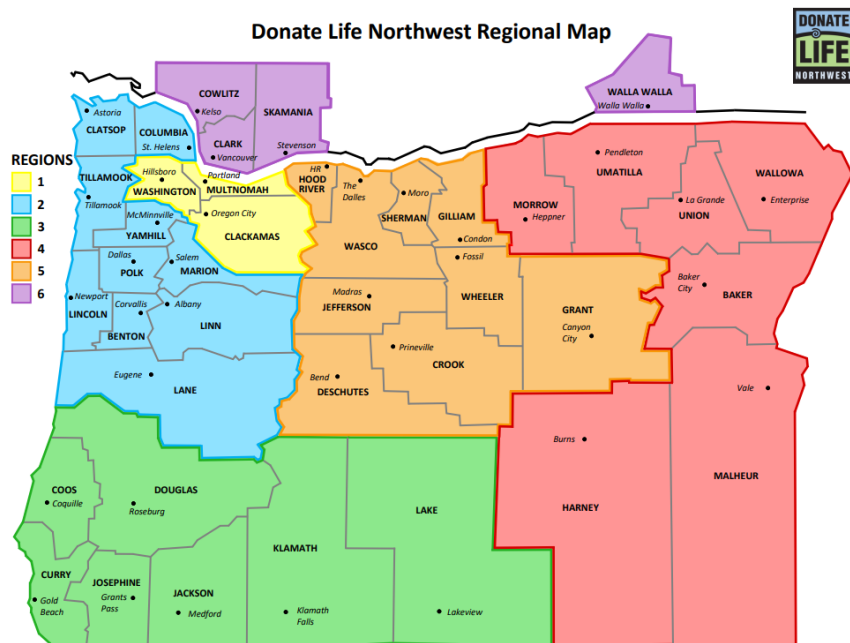
- Oregon House Bill 3234 goes into effect in 2025 which requires high school health classes to cover the topic of organ and tissue donation and education.



# WHO WE REACH

430+ high schools in Oregon and Southwest Washington (4 counties in WA)

61 Driver's Education Centers in Oregon



# WHAT WE OFFER

Free classroom presentations (in person and virtual)

Free curriculum for teachers to teach donation education on their own

Free online resources for teachers and students

Supplies, resources & mentoring for campus donor drives

# WHAT HAPPENS AT A GO RECYCLE YOURSELF PRESENTATION?

- Slide Presentation
  - Oregon – General and advanced
  - Washington – General and advanced
- Personal or Professional Story
- Student Q & A Session
- Student Evaluations



# TIPS FOR SHARING YOUR STORY

- Remember the purpose: to educate and inspire.
- Keep it simple.
- Less is more.
- Tell, don't dwell!
- Use the correct terms.
- Be yourself.





# SPEAKER EXPECTATIONS

- Comfortable speaking in public and sharing your story
- Have a clear understanding of:
  - Donor Registry
  - Donate Life Northwest & School Programs
  - Organ, eye, and tissue donation
- Maintain professional appearance, language, and demeanor
- Available to give presentations between 7:00 am – 4:00 pm between September – June
- Maintain ongoing training & dialogue with Donate Life Northwest staff
  - School scheduling through us, but let Sandy know if you have a school connection
- Encourage students and teachers to visit [GoRecycleYourself.com](http://GoRecycleYourself.com)



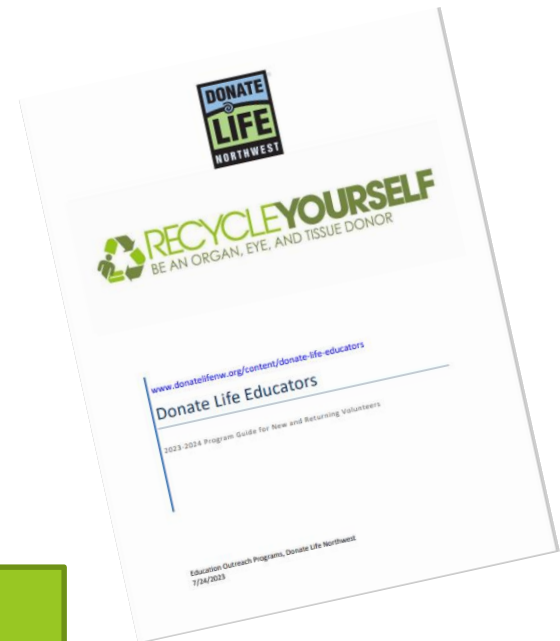
# DONATE LIFE EDUCATOR REQUIREMENTS

- ❑ I have attended a 101 training (general volunteer orientation).
- ❑ I have read the 2023-2024 Program Manual; I know how the school program works, what is being asked of me, and the resources available to support me.

2023-2024 Program Guide for Donate Life Educators.pdf

## **Includes:**

- Overview of program
- Presentation outline
- What to expect
- Expectations of DLEs
- Engaging new schools
- Tips for telling your story
- FAQs



**Review on own later**

# DONATE LIFE EDUCATOR REQUIREMENTS

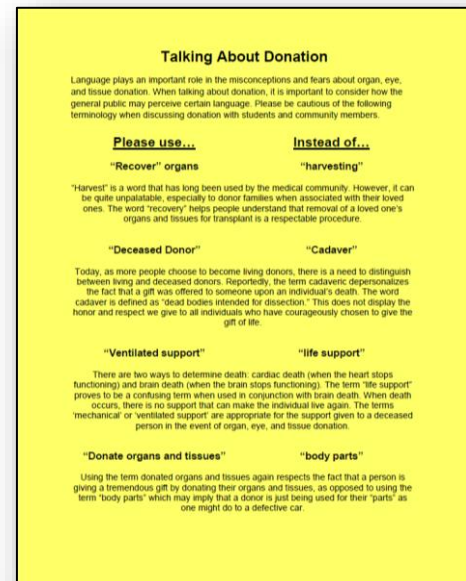
- ❑ I have attended a 101 training (general volunteer orientation).
- ❑ I have read the 2023-2024 Program Manual; I know how the school program works, what is being asked of me, and the resources available to support me.
- ❑ I have reviewed the handout on proper donation language.

## Talking About Donation Handout.pdf

### Appropriate donation language

- "Recover" vs "harvest"
- "Deceased Donor" vs "Cadaver"
- "Ventilated Support" vs "Life Support"
- "Organs and Tissues" vs "Parts"

**Review on own later**



# DONATE LIFE EDUCATOR REQUIREMENTS

- ❑ I have attended a 101 training (general volunteer orientation).
- ❑ I have read the 2023-2024 Program Manual; I know how the school program works, what is being asked of me, and the resources available to support me.
- ❑ I have reviewed the handout on proper donation language.
- ❑ I have attended a 301 training each school year.
- ❑ I have completed and submitted my background check/ proof of a background check to Donate Life staff in the last two years.
- ❑ I have watched the current 201 webinars.
- ❑ I have a volunteer safety waiver and confidentiality agreement on file.
- ❑ I have observed at least 3 presentations given by a Donate Life staffer or master speaker.
- ❑ I have been observed giving 2 classroom presentations by Donate Life staff.
- ❑ I have reviewed constructive feedback regarding my presentation style with Donate Life staff.



# DLNW 201 PRESENTATIONS

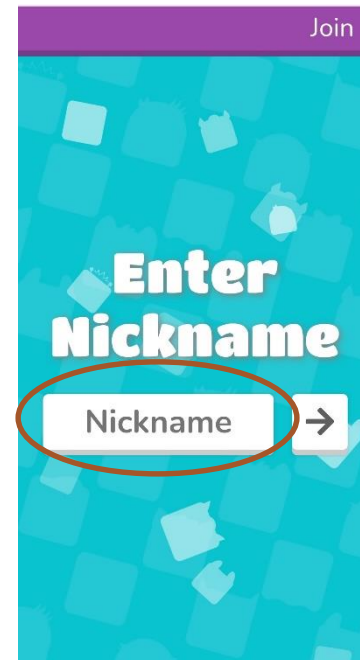
- [Community Partner Webinar with Solvita](#)
- [Community Partner Webinar with Vison Gift](#)
- [Community Partner Webinar with Cascade Life Alliance](#)
- [Community Partner Webinar: Cornea and Organ Research](#)
- [Learning About Living Donation](#)





# BLOOKET POP QUIZ: ORGAN, EYE & TISSUE DONATION!

- If you'd like to play along digitally on your smartphone, tablet, or computer (second screen needed), go to [www.blooket.com](http://www.blooket.com) and click "Join a Game".



- My screen will show the game ID to enter.
- After you enter it, you will be able to enter a nickname and see your character.
- Watch my screen for game directions. Good Luck!



# FOR QUIZ ANSWERS & MORE INFORMATION...

- Download and read the Recycle Yourself Curriculum  
[www.GoRecycleYourself.com](http://www.GoRecycleYourself.com)
- Spend time on our website and Youtube
  - [www.donatelifenw.org](http://www.donatelifenw.org)
  - <https://www.donatelifenw.org/content/donate-life-educators>
- Attend a Donate Life 201 training or webinar
  - <http://www.donatelifenw.org/calendar>



# SCHOOL REQUEST PROCESS

1. Teachers request a presentation from Donate Life Northwest via an online form
2. Donate Life Northwest sends emails to trained Donate Life Educators for upcoming presentation opportunities
3. If interested and available, you can sign up online to do the presentations

## **In-person Presentations**

4. Receive materials in the mail or arrange an office pick up
5. Allow 30 minutes prior to first presentation to get to school, sign in at front office and find classroom
6. Give presentation(s)
7. Answer questions
8. Give, review and collect student evaluation
9. Thank teacher
10. Return surveys and any registration forms to DLNW

## **Virtual Presentations**

4. Receive a link to the presentation
5. Allow time to prepare your set-up and log into the presentation
6. Give presentation(s)
7. Answer questions
8. Remind students to fill out the electronic survey and remind the teacher to send it
9. Thank teacher



# MATERIALS (IN PERSON)

- Recycle Yourself brochure (1 per student)
- Evaluation forms (1 per student)
- Go Recycle Yourself stickers (1 per student)
- Student project flyers (small stack)
- Green Wrapper (1 per class)
- SASE (1 per class)
- Careers Handout (small stack; if in health careers class only)
- Paper registration forms (by request only)



# MATERIALS FOR TEACHER

- Poster (if new teacher)
- Referral cards
- GRY Post-it notes

To Do List

☐☐☐☐☐

Share these materials with the teacher after your presentations are done for the day. Give the referral cards to the teacher and ask them to give them to other teachers who might be interested in our presentation.





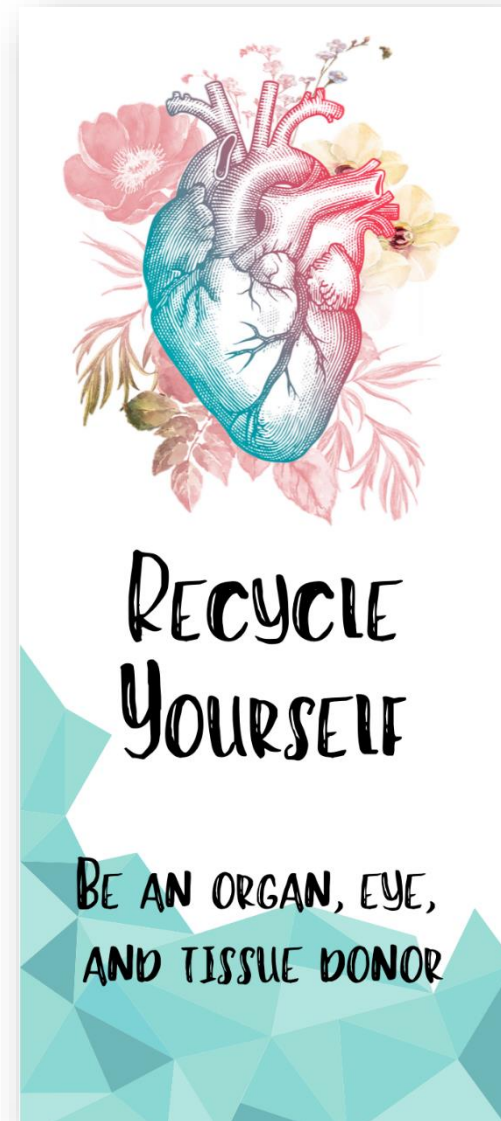
# MATERIALS (VIRTUAL)

You will need

- Computer with internet access
- Microphone/phone to use for audio
- Webcam (recommended)
- Presentation link & slides

I will send the teacher

- Recycle Yourself brochure pdf
- Link to student online survey
- Careers Handout pdf
- Link to online donor registration page
- GRY swag



# REGISTERING STUDENTS

## Old paper form

**DONOR LIFE OREGON** Donor Registration Form  
This form is reserved for those who do not have internet access.

\*To register online, please visit: <https://www.donatelifenw.org/register-now>\*

☐ **Yes!** I wish to donate my organs, eyes, and tissues to save or enhance someone's life through transplantation.

Donating an organ, eye and tissue donor truly shares life with others. By putting your name on the Donor Life Northwest Registry you consent to having your organs and tissues made available for transplantation upon death. A document of gift, not received by the donor before death, is irrevocable and does not require the consent of any other person. It also authorizes any necessary recipient to ensure the medical acceptability of the anatomical gift. **Registrants under the age of 18 will require consent from a parent or guardian at the time of death.** All information submitted will be used only for official Registry business and will be kept completely confidential. This information will not be shared, sold or otherwise compromised.

Please write clearly. Only readable forms can be included in the registry.

Name: (First) (Middle) (Last)  
Date of Birth  
Street Address City State Zip Code  
Contact Phone Email  
Mother's Maiden Name  
Driver's License/ID Number (Optional) Date Issued  
Place of Birth - City, State and Country

I **DO NOT** give consent for the following organs and tissue to be donated (check any that apply):  
Heart Eyes/Corneas My gift of organs, eyes and tissues **MAY NOT** be used for medical research\*  
Kidneys Small Intestine  
Liver Stomach  
Lungs Heart Valves & Cardiovascular Tissue  
Pancreas Bone/Connective Tissue

\*Research: Every possible effort will be made to help save the lives of individual recipients through your gift of organs and tissue donation. In the event that your organs and/or tissue are unable to be used for transplantation, they may be used for education and research purposes, unless specifically excluded by checking the Limitations Research box.

By signing this registration I affirm that I am the applicant described on this application and that the information entered herein is true and correct to the best of my knowledge.

Signature Date

Thank you! You will be added to Oregon's Donor Registry.  
We will confirm your registration directly to you via email/U.S. Mail.

Please mail this form to:  
Donor Life Northwest - Confidential  
P.O. Box 532, Portland, OR 97207  
Fax: 503-494-2200

STUD

## New online form

AT&T 2:06 PM

register.donatelifenw.org

Register as an ...

**+ What you need to know**

Gender:

Male

Female

First Name:

Last Name:

Date of Birth:

Month Day

## Go Recycle Yourself Student Survey

**Presenter(s):** \_\_\_\_\_ **School:** \_\_\_\_\_

1. **Before** today's presentation, how much did you know about organ eye and tissue donation & the registry? (please circle)

Nothing				Expert
0	1	2	3	4

2. **After** today's presentation, how much did you know about organ eye and tissue donation & the registry? (please circle)

Nothing				Expert
0	1	2	3	4

3. **After** today's presentation, how do you feel about organ, eye & tissue donation (circle all that apply or add your own on the line )

Amazed	Informed	Neutral	Scared
Uncomfortable	Fine	Inspired	_____

4. Which applies to you?

- |                                     |  |
|-------------------------------------|--|
| a. I am already a registered donor. | b. I am planning to register as a donor. |
| c. I am undecided.                  | d. I do not plan to register             |

5. Which applies to you?

- |   |
|---|
| a. I have already talked to my family about organ, eye & tissue donation. |
| b. I plan to talk to my family about donation                             |
| c. I have reservations about talking to my family about donation.         |
| d. I do not plan to talk to my family about donation.                     |

What did you learn or what surprised you about today's presentation? Do you have any questions? Would you like this information in another language? (Use back of page if needed.)

## Updated Survey!

New write-in option!



Revised for specific student feedback.



# ONCE STUDENT EVALUATIONS ARE COMPLETE

- Collect
- Review
- Fill out the wrapper (on the right)
- Put in SASE
  - Along with any paper registration forms and extra materials
- Return to DLNW ASAP



**Completed Student Feedback Forms**

Name of Volunteer Presenter (s): \_\_\_\_\_

Date: \_\_\_\_\_


School: \_\_\_\_\_

Number of Students: \_\_\_\_\_

Notes: \_\_\_\_\_

Volunteers, please use the enclosed pre-paid envelope to **return these surveys** and any **registration forms** to Donate Life Northwest.

Questions? Call 503-494-7888

 **recycleyourself**  
GORECYCLEYOURSELF.COM

# STUDENT PROJECTS

- School Donor Drives
- Connections to health career information
- Information & Connection to SODA
  - National non-profit that inspires and supports student-led organ & tissue donation education and registration efforts on high school and college campuses.



# THE POWERPOINT



Visit [donatelifenw.org/content/donate-life-educators](https://donatelifenw.org/content/donate-life-educators) anytime for the most current version

See our tips!

Observe as many speakers as you can – you'll see that everyone develops their own style...

Practice at home!



# NEXT STEPS

1. Check out the webpage ([www.donatelifenw.org/content/donate-life-educators](http://www.donatelifenw.org/content/donate-life-educators))
2. Review packet materials
  - 2023-2024 Program Manual
  - Proper Donation Language
  - Online Presenting Resources
  - DLE Checklist
3. Submit background check
  - Sandy will send the link in a follow-up email.
  - Must be completed every 2 years.
4. Have a safety and confidentiality waiver on file
5. Receive email from Sandy about observation opportunities
  - Contact Sandy to sign up
  - Observe at least 3 presentations
6. Schedule the first presentation
  - Contact to schedule your first presentation.
  - Some speakers may be asked to give their first presentation individually with Donate Life Northwest staff





# HAVE QUESTIONS, SUGGESTIONS OR CONCERNS?

- Contact Sandy
  - [jewells@ohsu.edu](mailto:jewells@ohsu.edu)
  - 503-494-2257

- Check out <http://www.donatelifenw.org/content/donate-life-educators>





**QUESTIONS BEFORE WE  
MOVE ON TO THE SCHOOL  
PRESENTATION?**